

Toshiba International Corporation

Uninterruptible Power Systems

T1000 Series 1000VA 120V Tower - T1S0A1000AXA

1000VA 120V/120V Tower - The T1000 Series 1000VA has the same great features as the 1000 Series with an improved output power factor of 0.9.



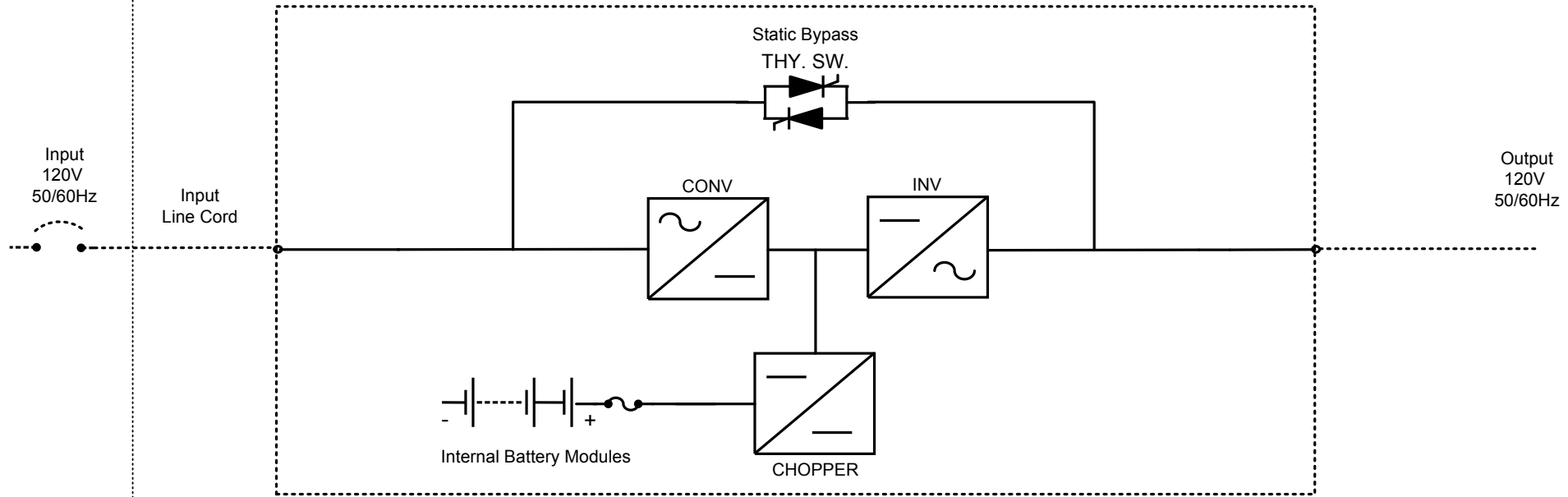
Product Specifications

CAPACITY	Capacity (VA)	1000VA
	Capacity (W)	900W
	Load Power Factor	0.9
INPUT	Voltage	100-120VAC
	Voltage Range	60V at 25% load, 70V at 50%, 80V at 75%, 90V at 100%
	Frequency	50/60 Hz Auto Sensing
	Synchronization window	± 3Hz
	Power Factor	Greater than 0.97
	Topology	True On-Line, Double Conversion, Input PF Correction
	OUTPUT	Voltage
Voltage Regulation		± 2%
Voltage Distortion		< 5% THD at full non-linear load; < 2.5% THD at full linear load
Dynamic Response		± 9% max from 100% to 20% or from 20% to 100% linear load
Rated Current		8.3A
Overload Capacity		106-110% 30 sec, 110-150% 10 sec
	Crest Factor	3 : 1

Toshiba International Corporation Uninterruptible Power Systems

	Frequency	50 / 60 Hz
	Frequency Regulation	± 0.25Hz
	Wave Form	Sine wave, Zero Transfer Time
	Load Power Factor	0.9
	Efficiency AC to AC	Greater than 86%
BATTERY	Backup Time	5-6 min. (full load); 14 min. (half load)
	Battery type	Lead-acid 9AH/12 V (FR)
	Number of batteries	3
	Recharge time	<4 hours to over 90%
PHYSICAL	Communication Interface	RS-232, USB Standard, Option Card Slot
	Line Cord	5-15P
	Receptacles	Six (6) NEMA 5-15R
	Dimensions WxDxH (inch)	6.0" x 16.5" x 9.4"
	Ship Dimensions WxDxH (inch)	11.25" x 21.5" x 13.5"
	Net Weight kg (lb)	33.4 lbs.
	Ship Weight kg (lb)	41.2 lbs.
OPTION	External Matching Battery Cabinet	UPS + 1 Battery Cabinet: 25 min.; UPS + 2 Battery Cabinets: 47 min. Part# T1B01000025
	Remote Contact Card	Part #: T1-RMT-CONTACT
	Network Interface Card	RemotEye4: RMTI-4
	Environmental Monitoring Device	Part #: RMTI-EMD-HT
ENVIRONMENT	Operating Ambient Temperature	0 ~ 40°C (32 ~ 104°F)
	Storage Temperature	-15°C ~ 50°C
	Humidity	0-95%, Non-Condensing
	Audible Noise (Normal and Battery mode)	< 45dBA
	Altitude	2,000 meters max (no derating under 1,000 meters)
CONFORMANCE	Regulatory Approvals	FCC Part 15, UL 1778
WARRANTY		Three years on electronics
		Two years full replacement on battery (See Toshiba warranty policy for full details)

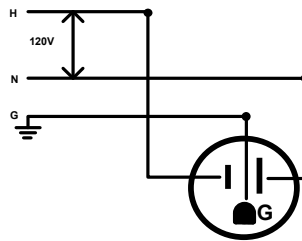
UPS Cabinet



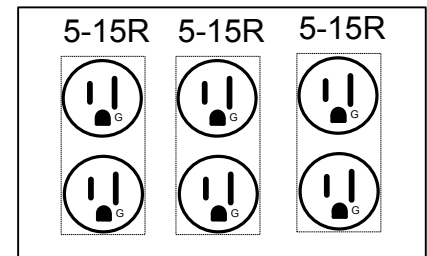
Input Cord
Line Cord 5-15P (6ft)



Wiring Diagram



Output Receptacle Panel



NOTES

1) This drawing is for illustration purposes only and is subject to change without notice. TIC is not responsible for any errors or omissions.

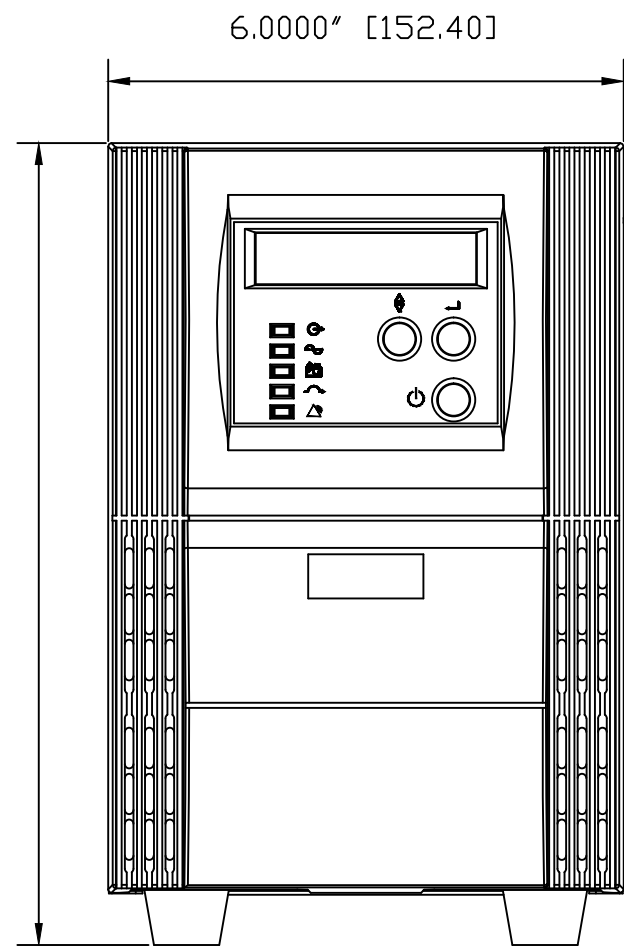

Drawn by
JH
DATE 07/19/16
Approved by
TT
DATE 07/21/16

TOSHIBA
INTERNATIONAL CORPORATION
Houston Texas, USA
THIS MATERIAL IS THE EXCLUSIVE PROPERTY OF TOSHIBA INTERNATIONAL CORPORATION AND SHALL NOT BE REPRODUCED, USED, OR DISCLOSED TO OTHERS UNLESS PRIOR WRITTEN AUTHORIZATION IS OBTAINED.

TITLE
T1000 Series Tower
1 kVA Model 120V Input
120V Output

DRAWING NO.
T1S0A1000AXA

REV.
1.0



FOR QUOTE

Q0

DRAWN BY:
MEF

DATE
6/02/16

CHECKED BY

DATE

APPROVED BY

DATE

THIS MATERIAL IS THE EXCLUSIVE PROPERTY OF
TOSHIBA INTERNATIONAL CORPORATION AND SHALL NOT
BE REPRODUCED, USED OR DISCLOSED TO OTHERS
UNLESS PRIOR WRITTEN AUTHORIZATION IS OBTAINED.

TITLE: T1000 1kVA TOWER
OUTLINE DRAWING

SCALE
NTS

ORDER NO.

DRAWING NO.

TOSHIBA INTERNATIONAL CORPORATION
13131 WEST LITTLE YORK ROAD, HOUSTON, TX, 77041 U.S.A.